




## A visit to a place of worship



**A class of Year 6 pupils are going to visit a place of worship. Your task is to produce a guide explaining what they will learn from their visit.**



The questions I will answer are:

1. What is this place of worship for?
2. What should we expect in this place of worship?
3. What happens in a place of worship and why?
4. What does it mean to belong to a community?
5. What makes a place of worship special?



By the end of this unit of work, I will:

- describe a place of worship using some correct terms and explain what it is used for
- know what this religion believes about God/gods
- express my own ideas about God in response
- talk about local places which are special to me



## What is this place of worship for?

1. Produce a plan of the place of worship, with labels.
2. Explain the importance of each feature.

## What should we expect in this place of worship?

1. Produce a list of rules for how to behave at the place of worship.
2. Explain why silence and reflection are important at the place of worship.

## What happens in a place of worship and why?

1. Write an 'order of service' for worship, saying what happens during worship.
2. Explain why music is important at the place of worship.

## What does it mean to belong to a community?

1. Make up a diary for a month at the place of worship.
2. Explain why the place of worship is important as part of the community.

## What makes a place of worship special?

1. Make a questionnaire to find out what people think about their place of worship.
2. Imagine it is your place of worship - explain why it is special.

# Working as a group

Each person should take one of the key questions. Each key question has two parts. The second part asks for an explanation - this is the most important part of the question. You must answer this part carefully! Make sure you read each other's work before you hand it in. You can produce a PowerPoint presentation, a movie using Movie Maker etc.

Resources you can use include:

- The Internet
  - [http://pow.reonline.org.uk/virtual\\_tours.php](http://pow.reonline.org.uk/virtual_tours.php)
- Virtual Tours CD - username arnewood\[school username] e.g. arnewood\8735  
[http://www.arnewood.net/studentzone/subjects/RS/Yr8/virtual\\_visits/index.html](http://www.arnewood.net/studentzone/subjects/RS/Yr8/virtual_visits/index.html)
- Textbooks
- Library

Presenting your work:

- Produce a front cover that clearly states:
  - the name of the religion
  - the name of the place of worship
  - the names of everyone in your group
- Put all of your work together in the right order, making sure you have answered all five key questions
- Make sure any pictures you include are clearly labelled
- Do not include *any* writing that you found on the internet - what you hand in should be all your own words

Additional ideas:

- Produce an advert for the place of worship
- Make a model of the place of worship
- Explain the symbols found in the place of worship
- Produce a worksheet for the Year 6 pupils to fill in
- Write a welcome message for the front of your booklet from the people at the place of worship